



## VERNILUX Aqua Enamel Paint

Interior, water-based

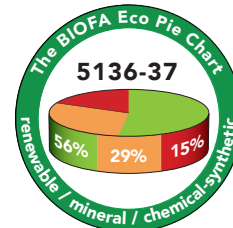
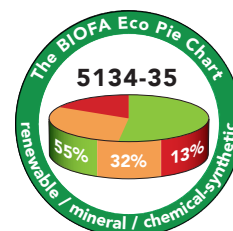
white 5135, 5136: 375 ml - 1 l - 2,5 l - 5 l

colored 5134, 5137: 375 ml - 1 l - 2,5 l



**Natural lacquer for furniture, doors, railings and interior fittings. For wooden surfaces as well as for metals pre-treated with rust protection, radiators and heating pipes.**

- Crystal Clear Ingredient Declaration ([www.biofa.de](http://www.biofa.de))
- Made from natural raw materials
- Solvent-free
- 5135, 5134 semi mat / 5136 semi glossy
- Water-dilutable
- Resistant
- Very good adhesion and high coverage
- Water and dirt repellent
- Meets DIN 53160 (fastness to perspiration and saliva)
- Meets En 71,3 (safety of children's toys)
- High proportion of renewable raw materials
- fast drying
- low odour
- low yellowing



### Properties:

BIOFA VERNILUX Aqua is a water-thinnable, resistant and water-repellent interior paint. It has good adhesion and high hiding power. The varnish is suitable for all interior woods such as doors, railings, furniture, interior fittings etc.. Also suitable for metal substrates as well as radiators and heating pipes after appropriate pre-treatment. Fulfils standard EN 71, part 3 (safety of children's toys) as well as DIN 53160 (welding and saliva fastness). BIOFA VERNILUX Aqua can be tinted ex works in many different shades according to the RAL colour chart.

### Ingredients:

Water, binder emulsion based on Soya oil fatty acid, titanium dioxide, chalk, talc, polyhydric alcohol, matting agent (only in 5135, 5134), pigments according to shade, wetting agent, swelling clay, defoamer, zinc and iron drier, surface additive.



## Processing steps:

**1. Pre-treatment:** The substrate must be dry (wood moisture max. 12%), load-bearing and free from impurities. Remove old loose layers of paint. Wash off tannic acid-containing woods (e.g. oak) or tropical woods (e.g. framire) thoroughly with turpentine substitute or white spirit before initial treatment, allow to dry well. Final sanding from P 120.

**2. Priming coat:** Prime untreated wood substrates with BIOFA Primer Aqua 1211, metal parts at risk of corrosion, zinc and galvanised substrates with suitable rust protection paint. After complete drying, sand with P 180-220.

**3. Intermediate and final coat:** Stir the varnish thoroughly. Can be diluted with 3-5% water if necessary. Then apply two coats (70-80 µm wet film thickness per coat) with a brush or roller. Use only soft, long-haired, split acrylic paint brushes or BIOFA microfibre paint rollers. Sand between coats with grit P 220.

For application by spraying, dilute the lacquer with 5-10% water and adjust spraying parameters such as pressure, nozzle diameter, etc. to the respective spraying and application method.


**Radiators and heating pipes:** Clean substrates thoroughly, remove rust and dirt, sand matt and remove dust well. Then pre-paint with suitable rust protection paint. Pre-treat galvanised substrates with a suitable primer. Apply two coats of VERNILUX Aqua with intermediate sanding. Paint radiators and pipes only when cold. Do not put the heating system back into operation until 2 weeks after the last coat.

**4. Cleaning of tools:** Wash out immediately after use with BIOFA Brush Cleaner 0600 and water. Leave dried brushes or rollers in the brush cleaner for at least 24 hours.

**Important:** Carry out preliminary tests! Mix containers from different batches before application! Do not use below 12°C and humidity higher than 80%! Ensure thorough ventilation during application and drying.

**Attention!** Leave the tool in the paint during painting breaks. Do not rinse or store in water.

## Recommended Equipment:



**1. 009909 / 009910 /** Flat brush , professional quality 40 mm / 60 mm for waterbased products

**2.009935** Lacquer ring brush, professional quality 28 mm

**3.009951 / 009980 /009982** Varnish roller microfiber 100 mm / 180 mm / 250 mm

**4.009952 / 009996 / 009954** Roller bracket 100-120 mm / 180-200 mm / 250-270 mm

**5.009973** Tool handle

**6.0600** BIOFA Brush Cleaner for cleaning working equipment

## Drying:

Dust-dry after 6-8 hours, sandable and recoatable after 16-24 hours (20°C/50-55% relative humidity). The varnish is completely dry after 7 days.

## Consumption/yield per coat:

Brush/roll: approx. 60-80 ml/m<sup>2</sup> or 12 -16 m<sup>2</sup>/l.

## Storage:

Store in a cool but frost-free place, dry and well closed. Skin formation possible. Remove the skin before using again. Sieve the varnish if necessary!

## Container:

Tinplate can/pail painted inside

## Disposal:

Deposit liquid product leftovers at collection point for old paints/old varnishes, and/or dispose in compliance with statutory regulations. Minor leftovers and soaked processing materials can be disposed in the household waste after drying out. Only recycle fully emptied and cleaned containers. Not completely emptied and cleaned containers must be treated and disposed like the product!

German Waste Classification Directive [Abfallverzeichnis Verordnung - AVV] **waste code iaw. European waste classification:** 08 01 12

## Hazard warnings and safety instructions:

**Caution! Spraying may produce hazardous respirable droplets. Do not inhale aerosol or mist. Keep out of the reach of children. If medical advice is needed, have packaging or label at hand. Do not get in eyes, on skin or on clothing. Wear protective gloves/eye protection. In case of contact with eyes or skin, rinse immediately with plenty of water. Wear suitable respiratory protection (combination filter A2/P2) and safety goggles when spraying.**



Use dust filter P2 for grinding work. Do not allow to enter drains, water courses or soil. A typical odour of the natural raw materials is possible!

Safety data sheet available on request!

---

**VOC labeling law. Decopaint directive and ChemVOCFarbV:**  
EU threshold (Cat. A/d): 130 g/l (2010)  
5134-5137 contains max. 12 g/l VOC

---

GISCODE: BSW10

## SHI product passport:

### Healthy living - find products - certify buildings

All relevant product qualities regarding health compatibility and environmental impact of the product, which are required to achieve sustainable building certifications, can be found in the SHI product passport.

This QR code will take you to the SHI product passport for BIOFA VERNILUX Aqua Enamel Paint 5134, 5135:

